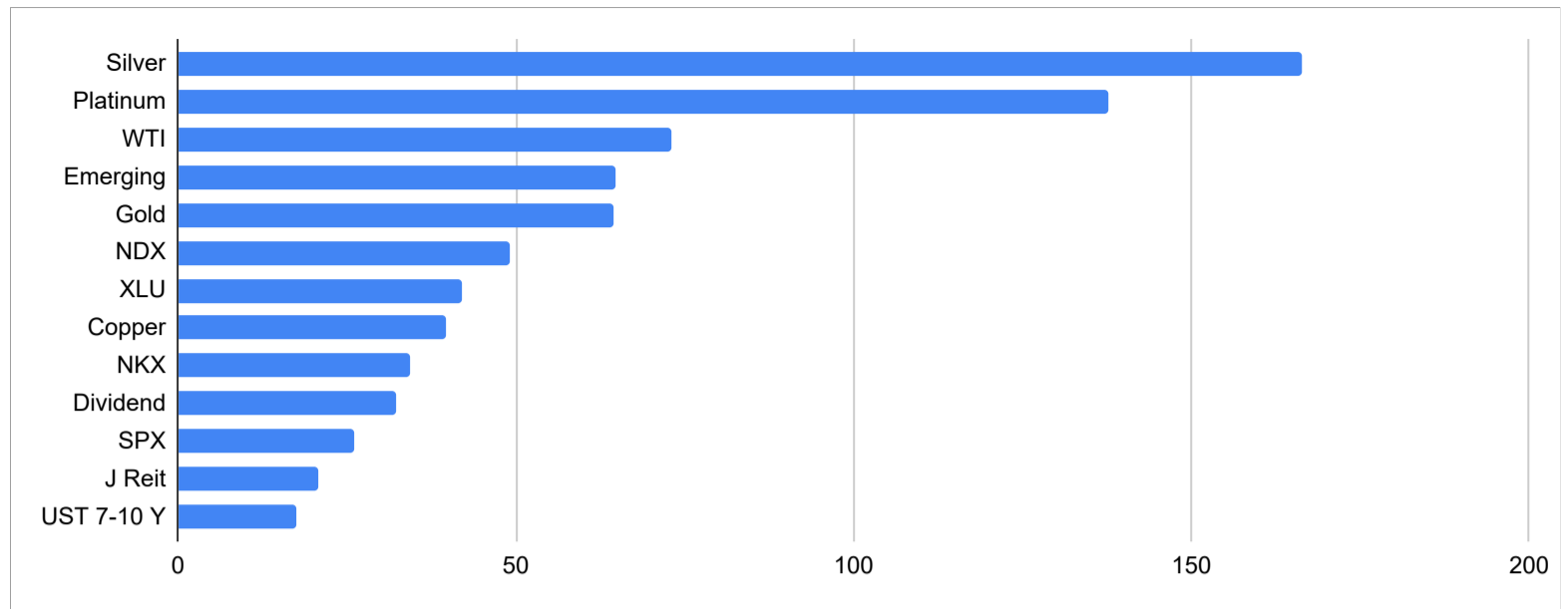


# Asset Class JPY 52-Weeks Rate Of Change

2026/04/11

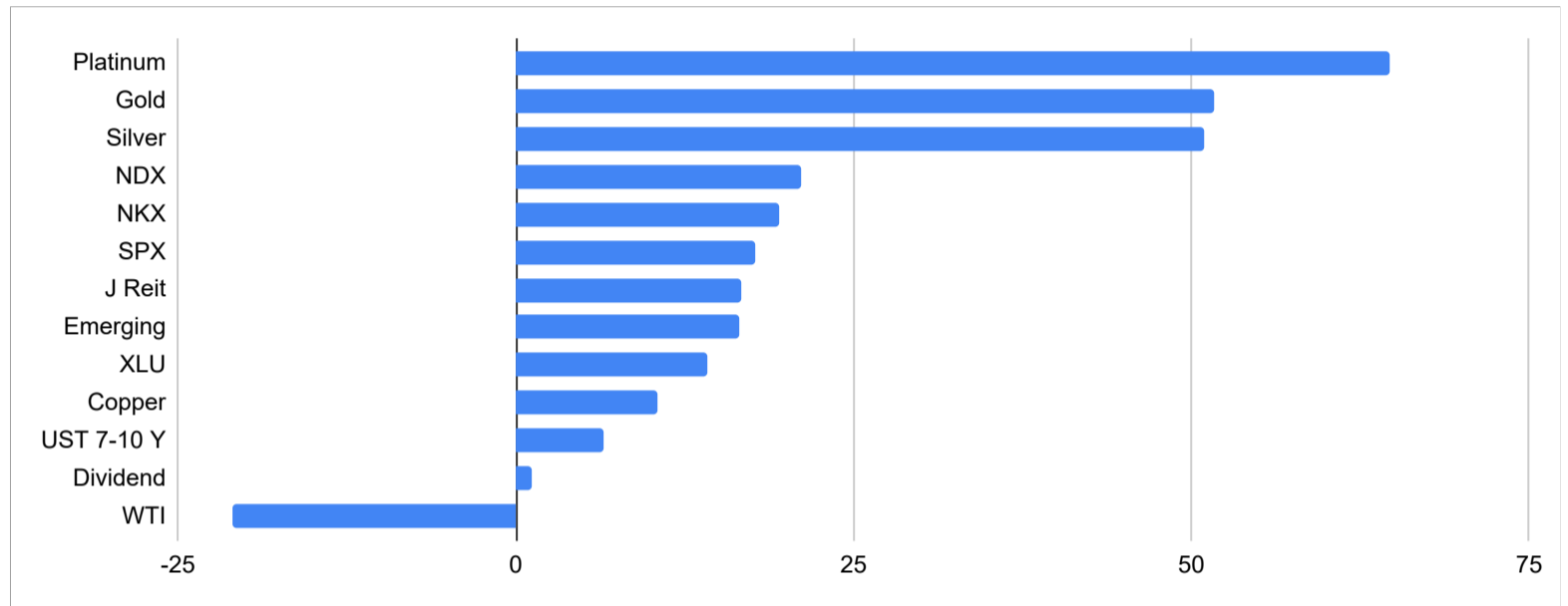
2026/04/12

|                |        |
|----------------|--------|
| 1. Silver      | 166.41 |
| 2. Platinum    | 137.57 |
| 3. WTI         | 72.96  |
| 4. Emerging    | 64.90  |
| 5. Gold        | 64.47  |
| 6. NDX         | 49.17  |
| 7. XLU         | 41.96  |
| 8. Copper      | 39.55  |
| 9. NKX         | 34.38  |
| 10. Dividend   | 32.36  |
| 11. SPX        | 26.02  |
| 12. J Reit     | 20.71  |
| 13. UST 7-10 Y | 17.48  |



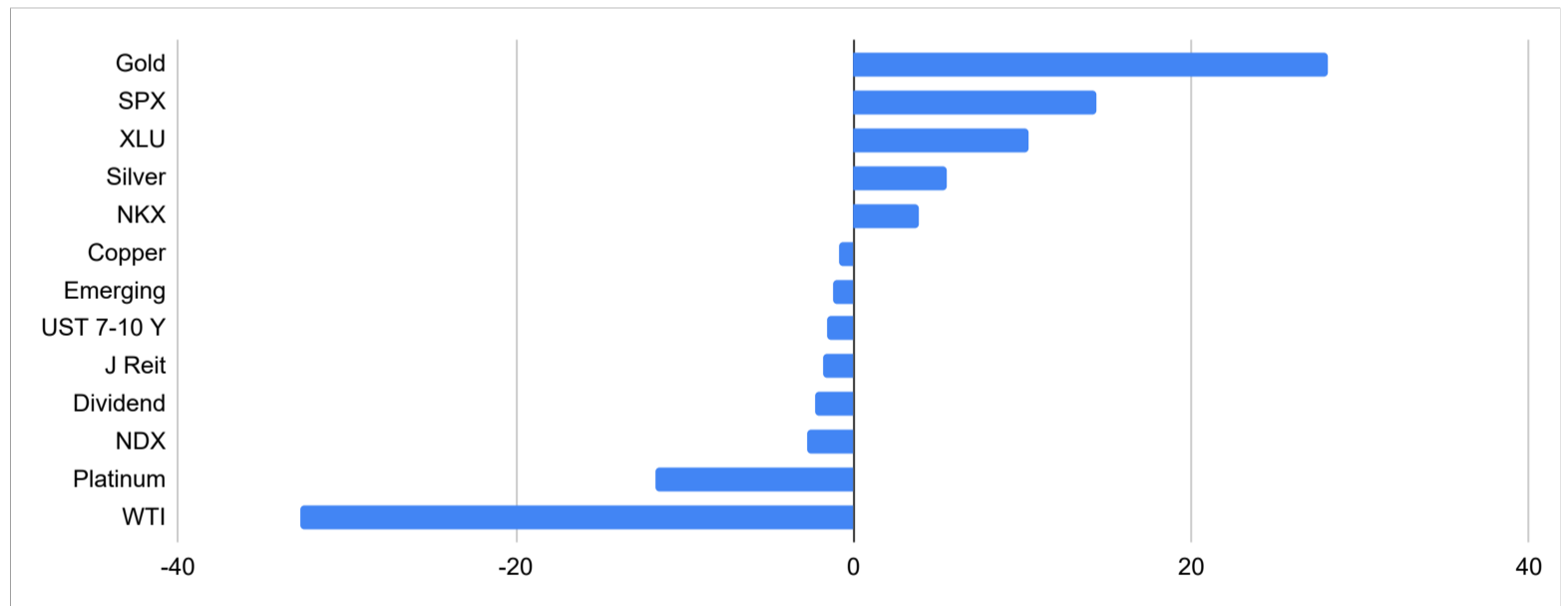
2025/10/12

|                |        |
|----------------|--------|
| 1. Platinum    | 64.73  |
| 2. Gold        | 51.65  |
| 3. Silver      | 50.95  |
| 4. NDX         | 21.12  |
| 5. NKX         | 19.48  |
| 6. SPX         | 17.71  |
| 7. J Reit      | 16.68  |
| 8. Emerging    | 16.60  |
| 9. XLU         | 14.10  |
| 10. Copper     | 10.41  |
| 11. UST 7-10 Y | 6.45   |
| 12. Dividend   | 1.22   |
| 13. WTI        | -20.98 |



2025/04/13

|               |        |
|---------------|--------|
| 1. Gold       | 28.05  |
| 2. SPX        | 14.38  |
| 3. XLU        | 10.37  |
| 4. Silver     | 5.46   |
| 5. NKX        | 3.81   |
| 6. Copper     | -0.87  |
| 7. Emerging   | -1.24  |
| 8. UST 7-10 Y | -1.61  |
| 9. J Reit     | -1.86  |
| 10. Dividend  | -2.24  |
| 11. NDX       | -2.79  |
| 12. Platinum  | -11.68 |
| 13. WTI       | -32.77 |



2024/04/14

|                |       |
|----------------|-------|
| 1. NDX         | 57.68 |
| 2. SPX         | 40.57 |
| 3. NKX         | 37.65 |
| 4. Gold        | 34.80 |
| 5. Silver      | 27.31 |
| 6. Dividend    | 20.14 |
| 7. Emerging    | 20.03 |
| 8. WTI         | 18.91 |
| 9. Copper      | 18.73 |
| 10. XLU        | 10.58 |
| 11. UST 7-10 Y | 10.30 |
| 12. Platinum   | 8.62  |
| 13. J Reit     | 1.27  |

