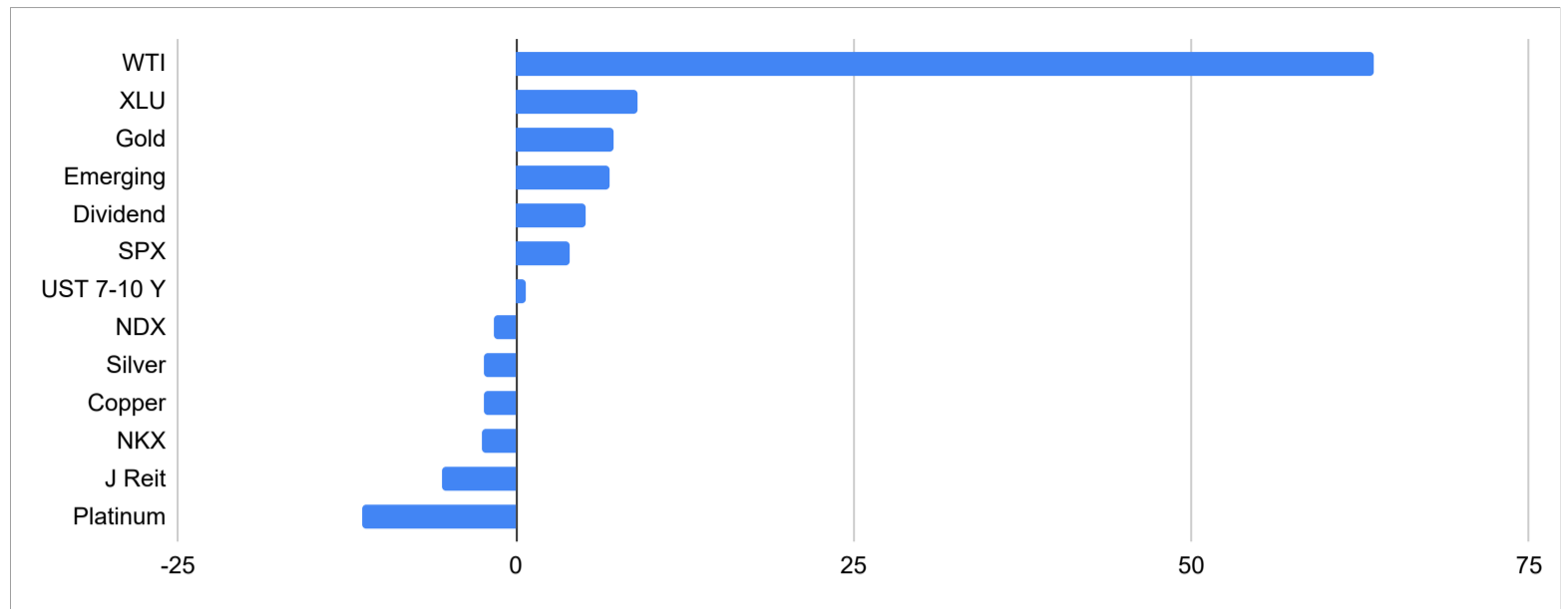


# Asset Class JPY 13-Weeks Rate Of Change

2026/04/11

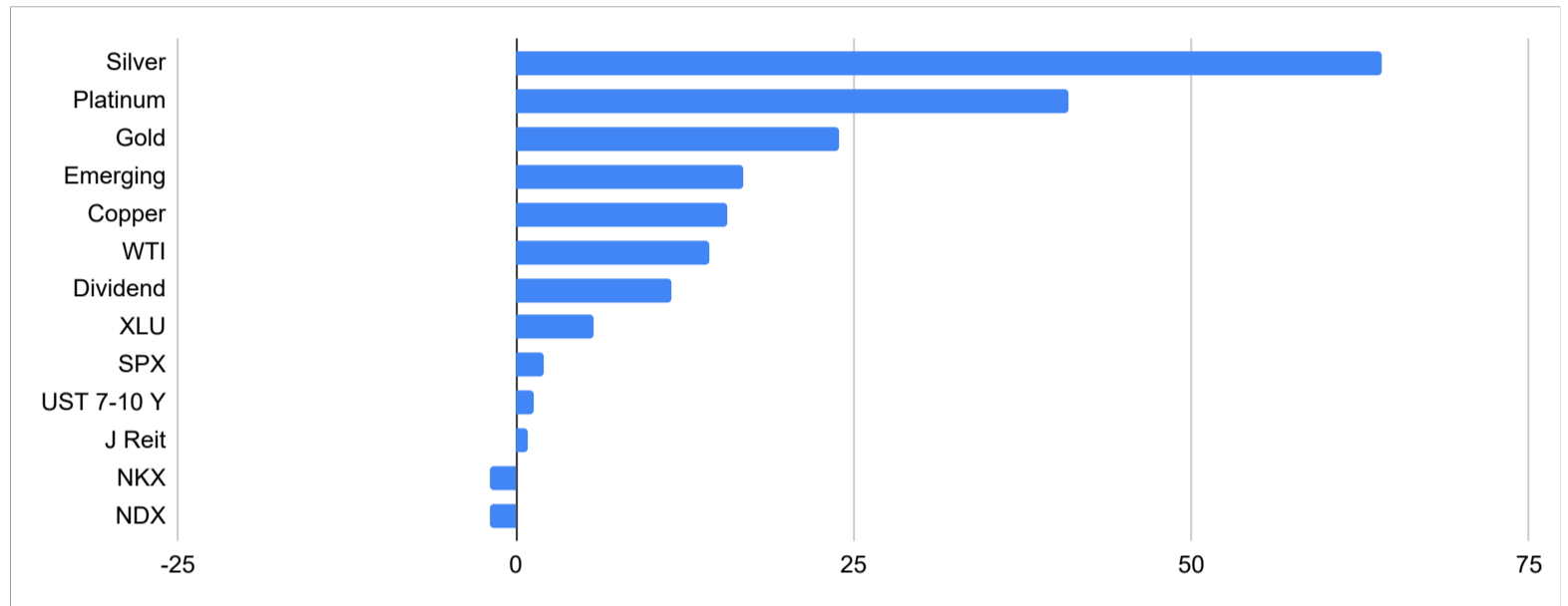
2026/04/12

|               |        |
|---------------|--------|
| 1. WTI        | 63.56  |
| 2. XLU        | 9.04   |
| 3. Gold       | 7.29   |
| 4. Emerging   | 6.94   |
| 5. Dividend   | 5.12   |
| 6. SPX        | 4.01   |
| 7. UST 7-10 Y | 0.77   |
| 8. NDX        | -1.64  |
| 9. Silver     | -2.30  |
| 10. Copper    | -2.35  |
| 11. NKX       | -2.52  |
| 12. J Reit    | -5.45  |
| 13. Platinum  | -11.44 |



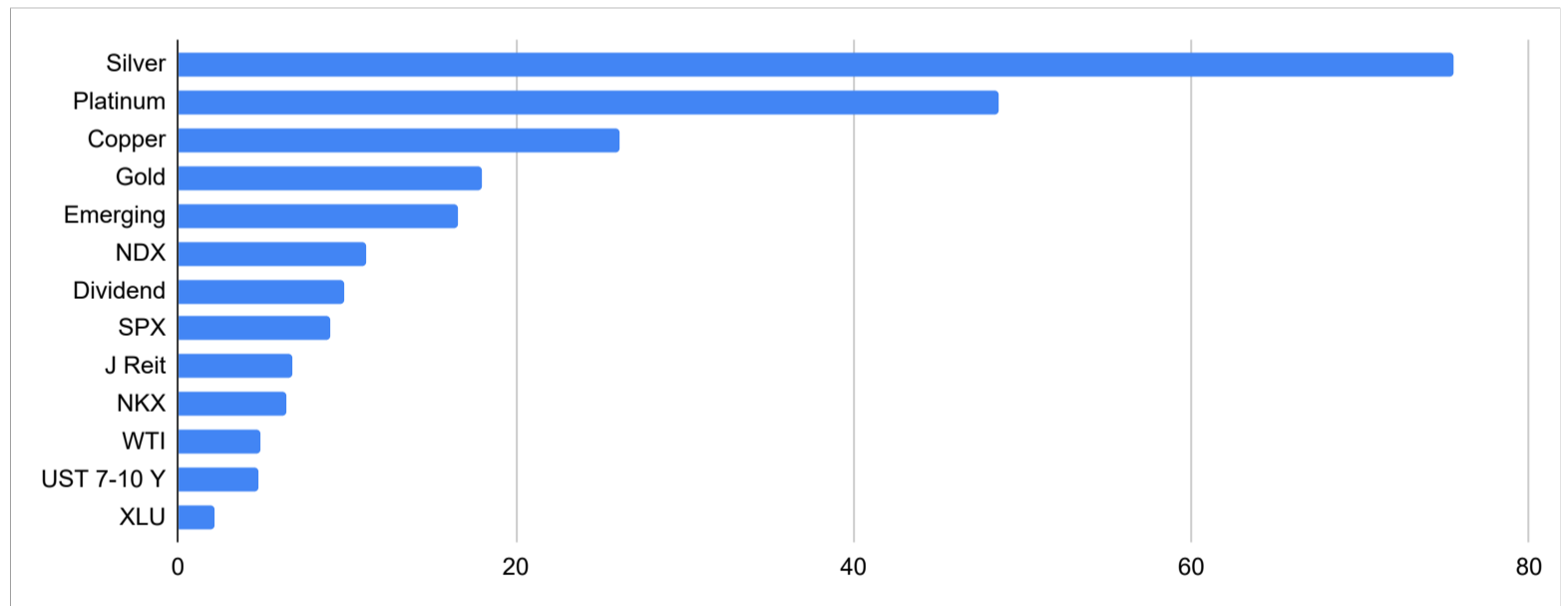
2026/03/01

|                |       |
|----------------|-------|
| 1. Silver      | 64.07 |
| 2. Platinum    | 40.89 |
| 3. Gold        | 23.90 |
| 4. Emerging    | 16.77 |
| 5. Copper      | 15.71 |
| 6. WTI         | 14.38 |
| 7. Dividend    | 11.51 |
| 8. XLU         | 5.82  |
| 9. SPX         | 2.05  |
| 10. UST 7-10 Y | 1.38  |
| 11. J Reit     | 0.90  |
| 12. NKX        | -1.87 |
| 13. NDX        | -1.94 |



2026/01/11

|                |       |
|----------------|-------|
| 1. Silver      | 75.51 |
| 2. Platinum    | 48.64 |
| 3. Copper      | 26.12 |
| 4. Gold        | 17.94 |
| 5. Emerging    | 16.53 |
| 6. NDX         | 11.09 |
| 7. Dividend    | 9.86  |
| 8. SPX         | 9.03  |
| 9. J Reit      | 6.73  |
| 10. NKX        | 6.38  |
| 11. WTI        | 4.82  |
| 12. UST 7-10 Y | 4.75  |
| 13. XLU        | 2.20  |



2025/10/12

|               |        |
|---------------|--------|
| 1. Silver     | 25.20  |
| 2. Gold       | 22.22  |
| 3. Platinum   | 13.73  |
| 4. XLU        | 12.83  |
| 5. SPX        | 11.68  |
| 6. Emerging   | 11.03  |
| 7. NDX        | 9.69   |
| 8. J Reit     | 8.72   |
| 9. UST 7-10 Y | 7.02   |
| 10. NKX       | 6.33   |
| 11. Dividend  | 2.83   |
| 12. Copper    | -10.07 |
| 13. WTI       | -11.23 |

