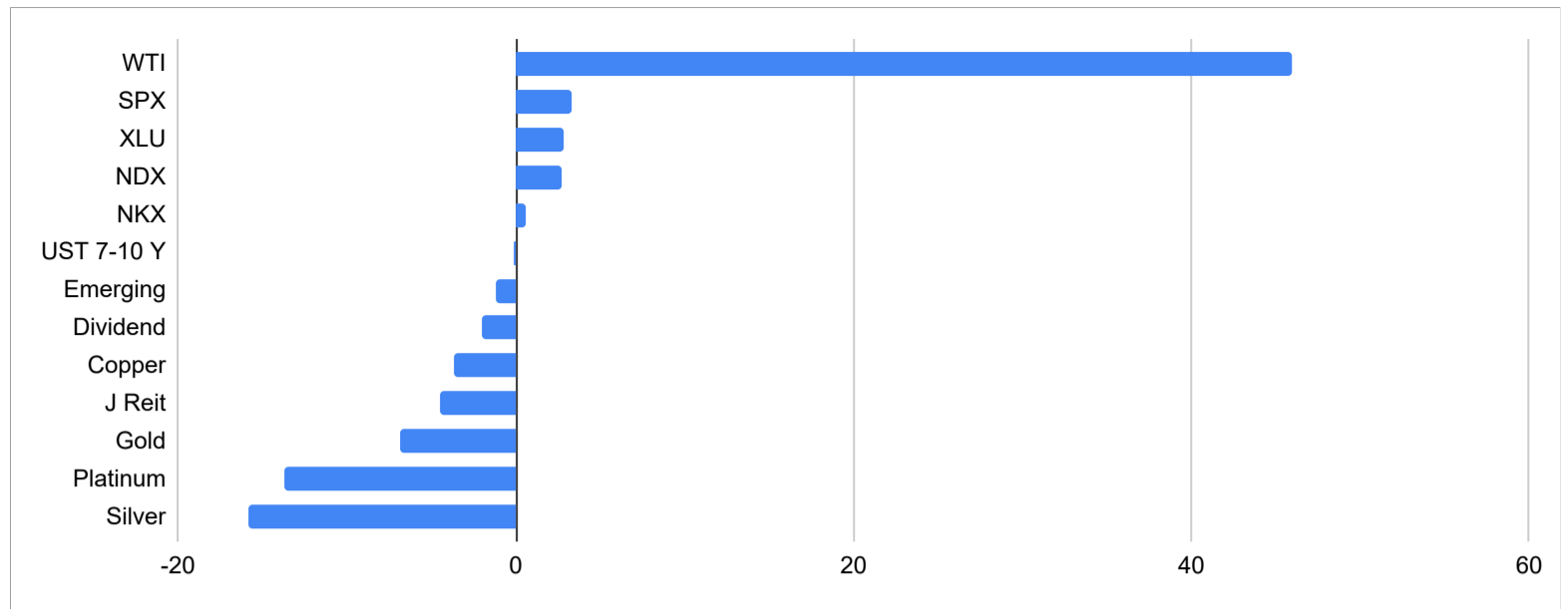


# Asset Class JPY 6-Week Rate Of Change

2026/04/11

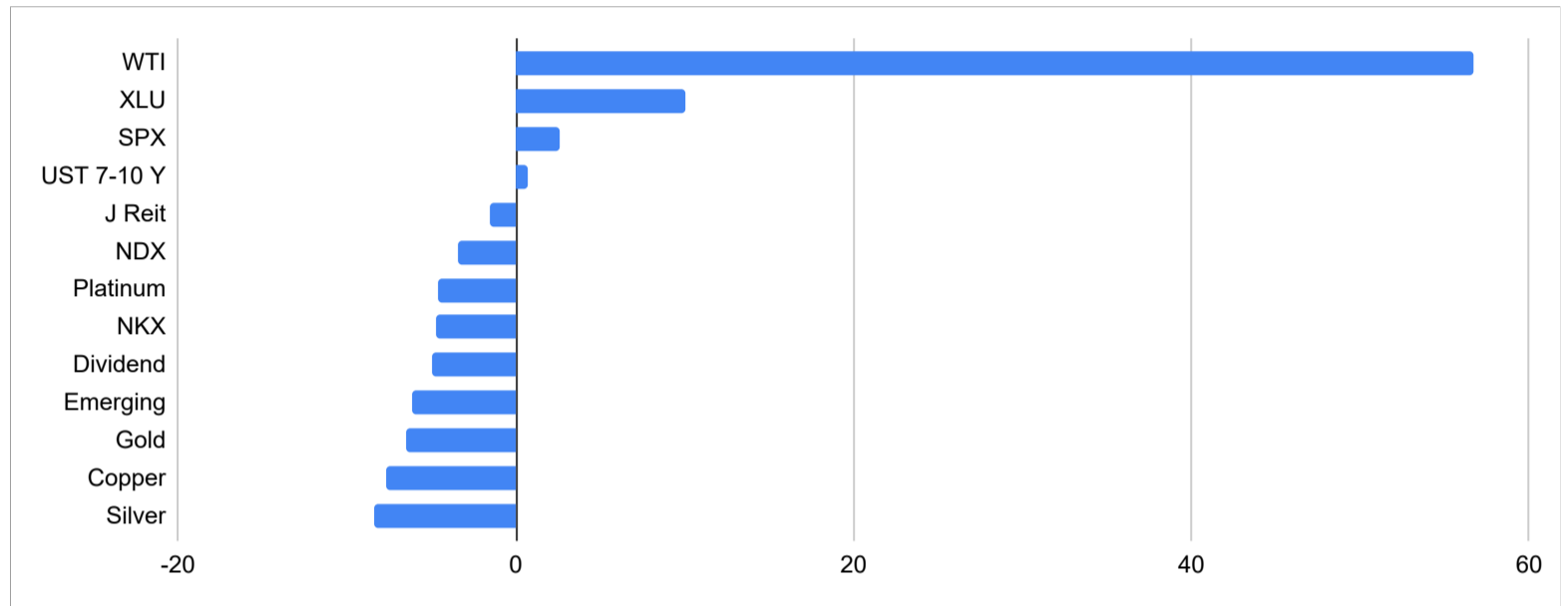
2026/04/12

1. WTI	45.99
2. SPX	3.34
3. XLU	2.83
4. NDX	2.74
5. NKX	0.63
6. UST 7-10 Y	-0.12
7. Emerging	-1.20
8. Dividend	-2.06
9. Copper	-3.64
10. J Reit	-4.49
11. Gold	-6.81
12. Platinum	-13.70
13. Silver	-15.86



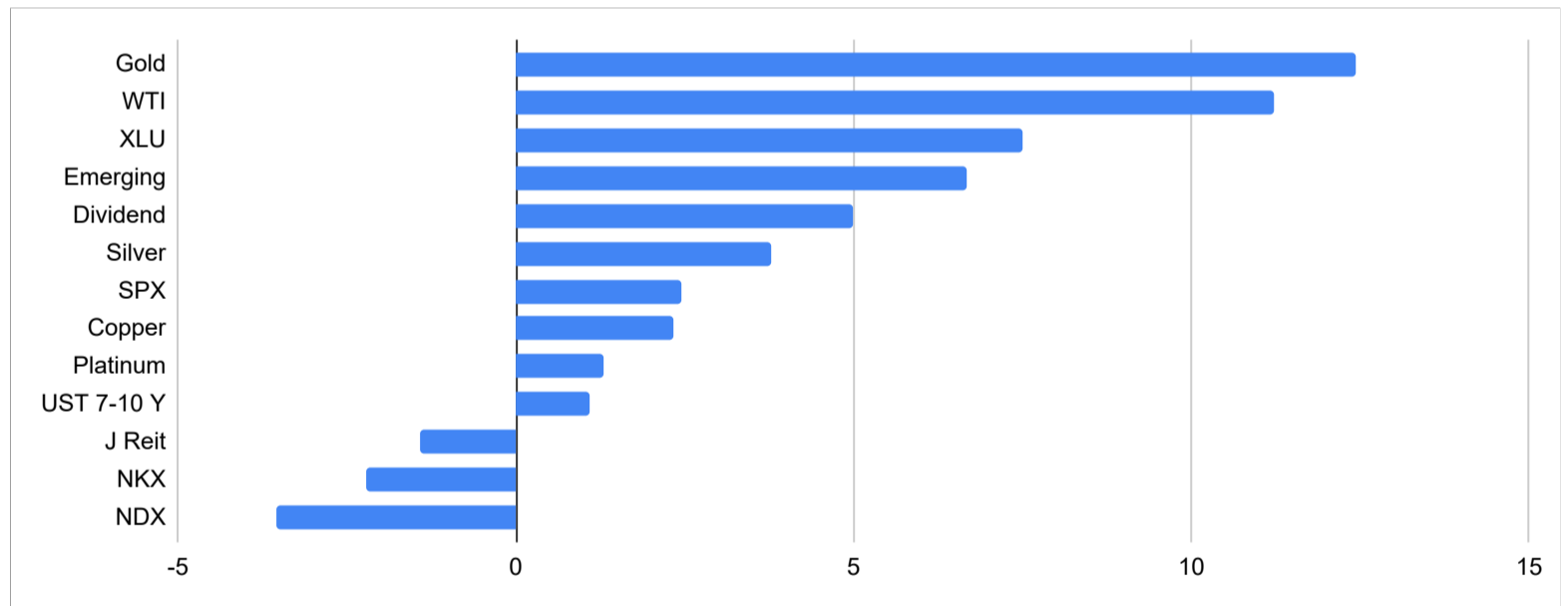
2026/03/22

1. WTI	56.72
2. XLU	9.99
3. SPX	2.61
4. UST 7-10 Y	0.66
5. J Reit	-1.56
6. NDX	-3.46
7. Platinum	-4.64
8. NKX	-4.70
9. Dividend	-4.93
10. Emerging	-6.17
11. Gold	-6.49
12. Copper	-7.70
13. Silver	-8.44



2026/03/01

1. Gold	12.44
2. WTI	11.22
3. XLU	7.50
4. Emerging	6.67
5. Dividend	4.98
6. Silver	3.78
7. SPX	2.46
8. Copper	2.32
9. Platinum	1.29
10. UST 7-10 Y	1.09
11. J Reit	-1.41
12. NKX	-2.23
13. NDX	-3.56



2026/01/11

1. Silver	41.30
2. Platinum	37.30
3. Copper	14.17
4. Emerging	7.88
5. Gold	7.63
6. Dividend	3.89
7. NDX	2.42
8. WTI	2.09
9. J Reit	1.92
10. SPX	1.38
11. NKX	1.30
12. UST 7-10 Y	0.48
13. XLU	-0.20

